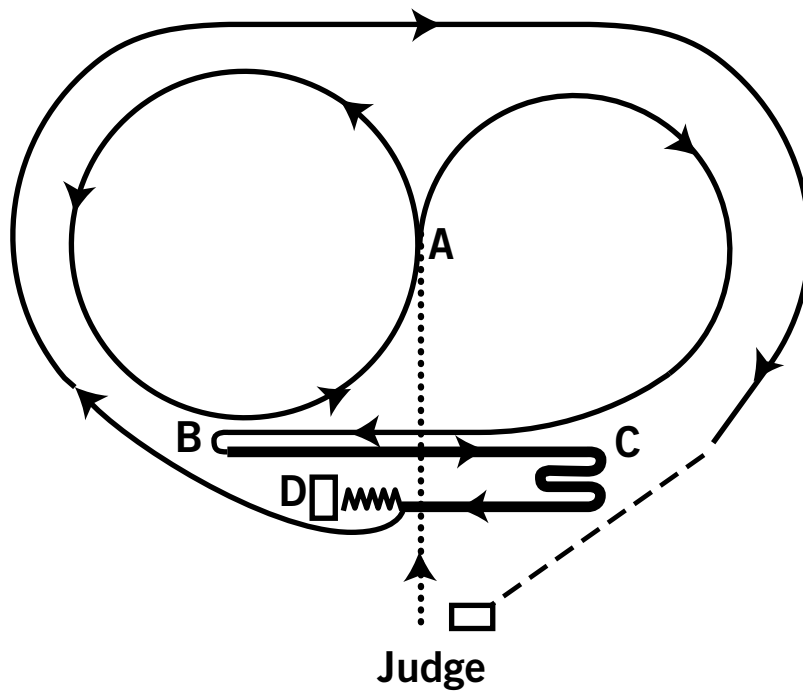
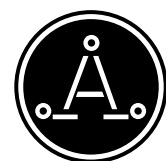
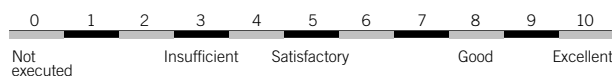


Pattern Working W11



| | POSSIBLE POINTS | ALLOCATED POINTS |
|--|-----------------|------------------|
| 1 Walk out to A cracking whip | 10 | _____ |
| 2 Canter circle left. | 10 | _____ |
| 3 At A simple change | 10 | _____ |
| 4 Canter 3/4 circle to right and on to B. At B Stop and roll back left | 10x2(20) | _____ |
| 5 Hand Gallop to C and do 2 quick haunch turns in either direction (as if working beast) | 10x2(20) | _____ |
| 6 Hand Gallop to D Stop settle and Rein back 4 metres | 10 | _____ |
| 7 From D Canter on light rein around area to C and Trot back to Judge and Stop | 10 | _____ |
| 8 Type, Presentation and Overall Impression | 10 | _____ |
| TOTAL | 100 | _____ |

Horse Name and Number



Australian Stock Horse
SOCIETY

